



ROOF MOUNT AND GROUND MOUNT SYSTEMS

PLONK ONLY

FOR NEW HOMES

Plonk Only


Electric Boosted Roof Mounted Systems

Solargain

- Plonk Tank & Panels on roof only

Builder

- Plumber to run hot & cold lines and connect to tank
- Plumber to run drain / PTR relief line from tank to ground and in accordance to local regulations
- Plumber to supply & install cold valve assembly (must install a 500KPA Pressure reduction valve)
- Plumber to supply & install Solar Rated Tempering Valve
- Plumber fills & commissions system
- Electrician to run dedicated 15amp (2.5mm) circuit from meter box to tank location for electric booster & wire circuit into tank once installed & commissioned by plumber. (Under no circumstances should electrician wire circuit into tank until tank is filled with water)

-  All Solar plumbing pipework must be run in copper.
Scaffolding must be erected at all times during installation for all multi-storey buildings.


Gas Boosted Roof Mounted Systems

Solargain

- Plonk Tank & Panels on roof only
- Deliver Gas booster to site at same time as plonk
- Scaffolding must be erected at all times during installation for all multi storey buildings

Builder

- Plumber to run cold line and connect to tank
- Plumber to run hot return line from tank to Gas Booster
- Plumber to run hot line to house
- Plumber to run drain / PTR relief line from tank to ground in accordance to local regulations.
- Plumber to install Gas Booster
- Plumber to supply & install cold valve assembly (must install a 500KPA Pressure reduction valve)
- Plumber to supply & install Solar Rated Tempering Valve
- Plumber fills & commissions system
- Electrician to install weatherproof outdoor GPO for Gas booster

-  All Solar plumbing pipework must be run in copper.
Scaffolding must be erected at all times during installation for all multi-storey buildings.


Electric Boosted Split Systems

Solargain

- Plonk solar collectors on roof only. Deliver Tank to site at same time as plonk

Builder

- Plumber to run flow & return lines and connect to collectors
- Plumber to run hot & cold lines to tank location and install tank
- Plumber to supply & install cold valve assembly (must install a 500KPA Pressure reduction valve)
- Plumber to supply & install Solar Rated Tempering Valve
- Plumber fills & commissions system
- Electrician to run panel sensor cable from tank location to solar collectors
- Electrician to install weatherproof outdoor GPO at tank location for pump station, run dedicated 15amp (2.5mm) circuit from meter box to tank location for electric booster & wire circuit into tank once installed & commissioned by builders plumber (Under no circumstances should electrician wire circuit into tank until tank is filled with water)

-  All Solar plumbing pipework must be run in copper.
If proceeding, sensor cable is to be obtained from Solargain office for electrical pre-lay to be run by builder's electrician.
Scaffolding must be erected at all times during installation for all multi storey buildings.


Gas Boosted Split Systems

Solargain

- Plonk solar collectors on roof only. Deliver Tank & Gas Booster to site at same time as plonk

Builder

- Plumber to run flow & return lines and connect to collectors
- Plumber to run hot, cold and gas lines to tank location and install tank & gas booster
- Plumber to supply & install cold valve assembly (must install a 500KPA Pressure reduction valve)
- Plumber to supply & install Solar Rated Tempering Valve
- Plumber fills & commissions system
- Electrician to run panel sensor cable from tank location to solar collectors
- Electrician to install weatherproof outdoor GPO at tank & Gas Booster location for pump station and Gas Booster

-  All Solar plumbing pipework must be run in copper.
If proceeding, sensor cable is to be obtained from Solargain office for electrical pre-lay to be run by builder's electrician.
Scaffolding must be erected at all times during installation for all multi storey buildings.